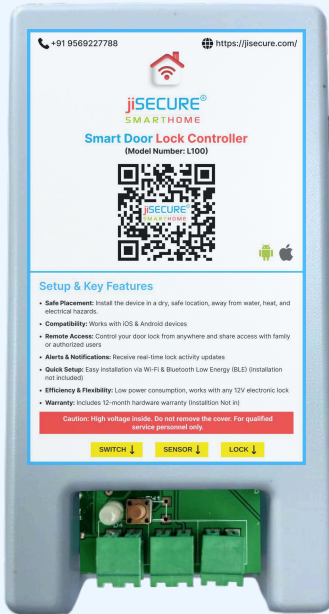


A SMART HOME IS A SAFE HOME



jiSECURE®
SMARTHOME



Smart Door Lock Controller (Model Number - L110)

Solutions for



Smart Home



Smart Industry



Smart City

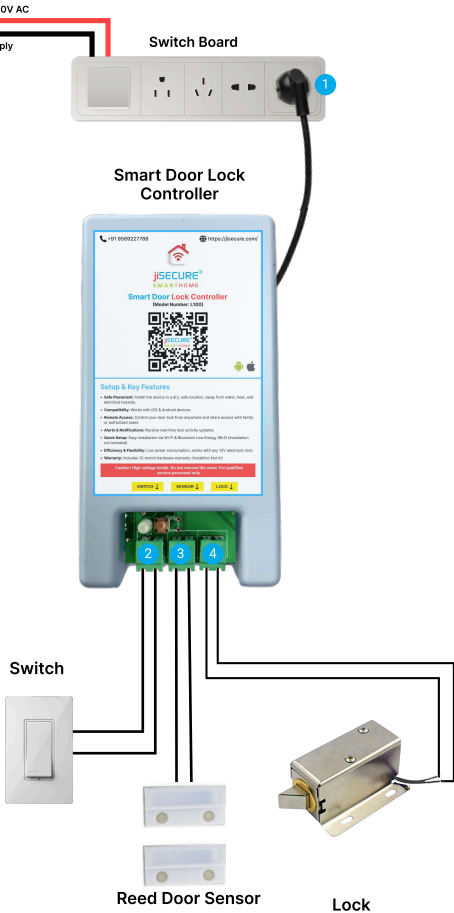


Smart Office



Smart Door Lock Controller

(Model Number - L110)



1.Features

- Compatible with iOS & Android devices
- Control your door lock from anywhere
- Share access with family and authorized users
- Receive real-time alerts for lock activity
- Quick installation with Wi-Fi & Bluetooth Low Energy (BLE)
- Low power consumption for optimal efficiency
- Includes a 12-month warranty
- Easy-to-follow manual included (installation not included)
- Works with any 12V electronic lock

2.Specifications

- Input Voltage: 220V AC
- Power: 36W
- Output: DC 12V, 2.5A
- 1 Channel Smart Relay Module
- Wi-Fi Standard: 2.4GHz b/g/n+BLE
- Operating Temperature: -20°C ~ 70°C
- Dimensions: 150 x 75 x 40 MM
- Material: Plastic

3.Wiring

No.	Function	Description
1	Input	AC 220V
2	Switch	Functions as a mechanism for ON/OFF operation of a device.
3	Sensor	Magnetized contact sensor alerts when the door is opened or closed.
4	Lock	Compatible with all types of 12V electronic locks.

Download Our App on



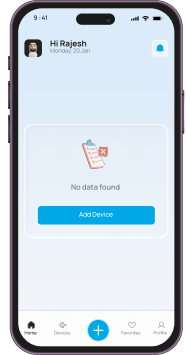
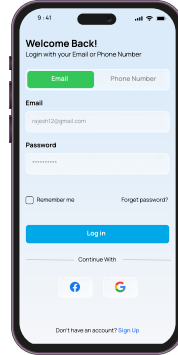
Google Play



App Store

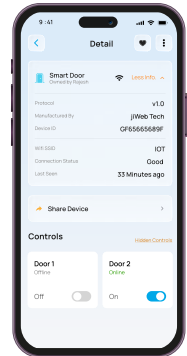
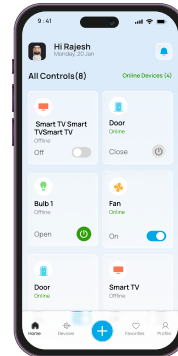
Account Setup & Configuration

- **Download App:** Install from Google Play or Apple App Store.
- **Login/Signup:** Sign in or create an account via social media.
- **Connect Device:** Plug in your device and ensure the LED blinks green/red.
- **Enter Pairing Mode:** If not blinking, press the reset button for 5 seconds to enter pairing mode.
- **Open App:** Launch the app to start setup.



Device Setup & Control

- **Add Device:** Tap "Add Device" to begin setup.
- **Choose BLE:** Select BLE or scan the QR code for quick pairing.
- **Scan QR Code:** Scan the device QR code for easy connection.
- **Connect Wi-Fi:** Choose your Wi-Fi and enter the password.
- **Control Device:** Manage settings from the app.
- **Rename Device:** Customize the device name.
- **Shared Devices:** View/manage devices shared with you.
- **Notifications:** Enable alerts for device activity (e.g., door status).



For complete details and step-by-step instructions, watch our YouTube videos.





jiSECURE[®]
SMARTHOME



Buy Our Product on



+91 956-922-7788



sales@jiwebtech.com

Unlock the Future of Home Security! Get started with jiSECURE today!